



### District Report Card: 2017


<b>State:</b> Jammu And Kashmir	<b>District:</b> Bandipora
<b>Class:</b> 3	<b>Subject:</b> Language
<b>Schools:</b> 60	<b>Students:</b> 572


### Participation/Coverage


#### Students

<div>GENDER</div> <div></div>	Boys		Girls	
	Number	%	Number	%
	257	44.93	315	55.07

<div>AREA</div> <div></div>	Rural		Urban	
	Number	%	Number	%
	547	95.63	25	4.37

<div>CATEGORY</div> <div></div>	SC		ST		OBC		GEN	
	Number	%	Number	%	Number	%	Number	%
	4	0.70	175	30.59	80	13.99	313	54.72

<div>CWSN</div> <div></div>	LD	VI	HI	S&LD	ID	Oth
	2	0	0	1	0	5

<div>Management</div> <div></div>	Government		Government-aided	
	Number	%	Number	%
	572	100.00	0	0.00

### Average Performance of Students in Language (%)

Overall	Gender		Area		Management		Social Group			
	Male	Female	Rural	Urban	Govt.	Aided	SC	ST	OBC	GEN
64.51	65.89	63.39	64.47	65.33	64.51	0.00	66.67	67.01	61.25	63.92

## Performance on Learning Outcomes (LOs)

Learning Outcomes	Description	Average Performance(%)
L304	Reads small texts with comprehension i.e., identifies main ideas, details, sequence and draws conclusions	66.52
L312	Reads printed scripts on the classroom walls: poems, posters, charts etc.	60.49

Range of Performance of Students who Answered Correctly							
Below 30%		30% - 50%		50% - 75%		Above 75%	
Number	%	Number	%	Number	%	Number	%
54	9.44	116	20.28	180	31.47	222	38.81

## Lowest Performing Learning Outcomes (LOs)

1 - Reads printed scripts on the classroom walls: poems, posters, charts etc. (60.49)

2 - Reads small texts with comprehension i.e., identifies main ideas, details, sequence and draws conclusions (66.52)